



MASSEY FERGUSON

MF 1840

Centre-line small rectangular baler



The MF 1840: A real investment

The MF 1840 'centre-line' baler goes from strength-to-strength thanks to its popular design and well-established reputation as the perfect small, square baler. Whether you bale a few hectares a year for your own livestock, or produce thousands of bales annually in a commercial operation, the MF 1840 will fit your requirements and budget perfectly.



The MF 1840 baler has a steadfast reputation as a sturdy and reliable partner for 'fuss-free' baling. For years the MF Centre-line Baler has proven to be an excellent investment, for small or large farms, contractors and equine businesses alike. And thanks to its simple operation and consistent design, this simple baler will quickly become a worthwhile investment for your business.

The latest MF 1840 baler now offers big increases in feeding ability, is robust and durable with a low power requirement, ensuring years of reliable service.

This 'centre-line' small rectangular baler has a working pick-up width of 1.9 m. The wide, heavy duty pick-up is ideal for high usage or contracting. It is guaranteed to produce consistent, densely packed bales of hay or straw that are the right size for easy handling or feeding and the right density for efficient storage and transport.

Make the right business choice with an MF 1840 baler.

MF 1840


Bale size	Width 457 mm x Height 356 mm 18" x 14"
Bale length	Up to 1,300 mm
Crops	Straw, hay, low moisture haylage
Power requirement	Recommended minimum 50 PTO hp
Working pick-up width	1.9 m
Density control	Automatic Hydraulic Standard



The benefits of in-line baling

Easy on the road, easy in the field.

You'll notice the first advantage even before reaching the field. The MF 1840 features a wide pick-up, yet the transport width is exceptionally narrow due to its in-line design, which allows easy access to narrow lanes and awkward gateways. And once you get to the field, there is no need to manhandle the baler from a 'transport' position to a 'work' position – you just lower the pick-up and start baling.



In-line design

The unique centre-line construction is designed to run in-line directly behind the tractor for unrivalled convenience and field efficiency. In addition it also gives you better weight distribution and reduces ground compaction.

Field and transport positions are one and the same. You never have to move bales out of the way when opening up a field or jockey through gateways. The MF 1840 has a narrow class leading overall transport width of 2.6 m.

The wide pick-up with centering augers increases baling capacity by evenly filling both sides of the bale chamber, creating uniform shaped bales. Dual pick-up gauge wheels help to maintain a healthy feed and avoid tine damage.

The low profile pick-up gently lifts the crop a short distance and feeds it directly into a pre-packer chamber, reducing crop damage and leaf loss. Improves crop feed and allows for an increased working speed.





Superior feeding

The 1.9 metre wide pick-up features a small diameter, 'low-profile' design with closely spaced tines ensuring that windrows are picked up cleanly with minimal disturbance and leaf loss. Gauge wheels, fitted as standard to either side, further help the pick-up to follow uneven ground contours, avoiding pick-up tine damage. The MF 1840 features a four tine bar pick-up for higher throughput.

As soon as the crop enters the pick-up, centring augers move the material into the centre of the baler. This ensures equal material distribution, improves crop feed and prevents the bale from becoming 'banana-shaped'.

The MF 1840 has new high capacity cross augers which give it massive feeding capability in heavy and even damp crops. Crop is delivered into the pre-compression chamber using a completely new design of high capacity packer fork where it is

pre-formed before entering the main bale chamber. This ensures a well-shaped bale is formed improving bale density and reducing stress on components giving improved baler durability.

Crop flow

The crop is delivered into the pre-compression chamber where the flake is pre-formed before entering the main chamber. This ensures a well-shaped bale is formed improving bale density and reducing stress on components giving improved baler durability. With a short stroke and high speed plunger, the pre-formed slice concept enables the baler to operate with high capacity, significantly reducing plunger bearing wear whilst generating a greater number of bales.



▲ Crop is moved directly from the pick-up into a pre-forming chamber.



▲ The packer fork then pushes the pre-formed flake up and into the bale chamber.


Rugged knotter design



The Hesston design of knotters are built to operate reliably season after season, with minimum fuss or maintenance. Their rugged design guarantees excellent reliability bale after bale, whether using high quality plastic or sisal twine.



An electric knotter fan is fitted as standard to the MF 1840 and ensures the knotter are kept clean and free from any debris build up during operation.




Air is drawn in from the front, flows across the knotters and out of the rear of the knotter cover.



The MF 1840 carries 10 balls of twine which is enough for the longest days work. The large dimension of each compartment allow 'super large' size twine spools to be used, enabling even more twine to be carried and therefore more bales produced per twine fill-up.



OptiForm bale chamber



To ensure superb bale shape in all conditions and maintain consistent density, the OptiForm bale chamber is 460 mm or 30% longer when compared to the previous MF 1839 baler. To help maintain density in the toughest of conditions the bale chamber is also equipped with adjustable bale chamber resistance doors. These help to complement the pressure applied to the bale from the top and bottom density rails.

Features



Optional adjustable length drawbar

A heavy duty drawbar is available for attaching bale accumulators and collectors easily and in the right place.



Hydraulic bale density control

The system automatically regulates pressure on the pressure rails of the OptiForm bale chamber to ensure consistent bale density as conditions vary across the field and throughout the day.



System control

A small hydraulic reservoir, pump and pressure regulator at the front of the baler control the oil pressure in the density control rams.



Hydraulic density control ram

The control ram applies pressure to the top and bottom density rails.

Specifications as standard



5,660 mm



2,600 mm

MF 1840		
Bale Size		
Cross section (width x height)	mm	457 x 356
Bale length (maximum)	mm	up to 1,300
Dimensions and Weights		
Overall width	mm	2,600
Transport width	mm	2,600
Overall length – less bale chute	mm	4,760
Overall length – with bale chute	mm	5,660
Overall height	mm	1,700
Weight	kg - approx.	1,570
Main Drive System		
Protection		Slip clutch, overrunning clutch and flywheel shear bolt
Pick-up		
Lift/lower		Hydraulic
Panel to panel – outside	mm	2,264
Effective working width	mm	1,928
Width – outside tine to outside tine	mm	1,782
Number of tine bars		4
Number of double tines		56
Drive protection		Torque limiter
Auger diameter	mm	280
Feeding System		
Packer		4 tine fork
Protection		Shear bolt

MF 1840		
Plunger		
Speed	strokes/min	100
Length of stroke	mm	550
Number of plunger roller bearings		8
Tying Mechanism		
Number/type of knotters		Two heavy duty single knotters
Twine type		High quality plastic
Capacity		10 spools
Tyres		
Standard		31 x 13.5 – 15, 8-Ply
Lights		
CE road lighting		●
Bale Density System		
Standard		Hydraulic density control
Tractor Requirements		
Recommended PTO horsepower	hp/kW	50/37
PTO operating speed	rev/min	540
PTO type		Type 1 1 ³ / ₈ " 6 spline CV PTO shaft
Hydraulics spool valve requirement	min/rec	One
Variable Equipment		
Adjustable draw bar/wagon hitch		○
Knotter reverser kit		○

- = Standard
- = Optional

Every effort has been made to ensure that the information contained in this publication is as accurate and current as possible. However, inaccuracies, errors or omissions may occur and details of the specifications may be changed at any time without notice. Therefore, all specifications should be confirmed with your Massey Ferguson Dealer or Distributor prior to any purchase.



facebook.com/MasseyFergusonGlobal
 twitter.com/AGCOcorp
 youtube.com/MasseyFergusonVideo
 blog.agcocorp.com



MASSEY FERGUSON is a worldwide brand of AGCO.



MASSEY FERGUSON